

**TOWN OF EAST HAMPTON
EAST HAMPTON, CT 06424
BOARD OF FINANCE
PUBLIC HEARING
Monday, March 26, 2018
EHMS Library**

Approved Minutes

Present: Michael Rose, Richard Brown, Janine Jiantonio, Alannah Coshow, Bridget McLennan, Barbara Moore and Ted Turner

Other attendee(s): Jeffery Jylkka: Director of Finance, Michael Maniscalco: Town Manager, Paul Smith: Superintendent of Schools

1-2. Chairman Rose called the meeting to order at 6:30 p.m. followed by the Pledge of Allegiance.

3. Public Remarks on the 2018-2019 Budget

The following residents spoke in favor of the Board recommending both budgets (Town and Education) to go to referendum as presented (no cuts):

1. **Tania Sones:** 17 Curry Lane
2. **Lois Villa:** 3 Stonegate Road *on behalf of Amanda Amtmanis:* 40 Old Middletown Road
3. **Kurt Comiskey:** 62 Wopowog Road
4. **Ellen Nosel:** 152 Main Street
5. **Nancy Kohler:** 31 Daniel Street
6. **Sherry Banack:** 47 Peach Farm Road
7. **Joanna Mercaldi:** 1 Aldens Crossing Road
8. **Bob Hein:** 19 Birchwood Road
9. **Nancy Oakley:** 71 Pocotopaug Drive
10. **Matt Fazzino:** EHHS Student
11. **Ines Venetianer:** 17 Berkshire Drive
12. **Julie Foulis:** 18 Fernwood Drive
13. **Emma Cook:** EHHS Student

The following resident spoke in favor of the Board reconsidering the proposed education budget:

14. **Thomas Macey:** 6 Tall Wood Drive: As a teacher that moved to East Hampton from Flint Michigan, he suggested that, based on his experience, the current salary structure for education jobs is not sustainable long-term and needs to be reassessed/revamped.

**TOWN OF EAST HAMPTON
EAST HAMPTON, CT 06424
BOARD OF FINANCE
PUBLIC HEARING
Monday, March 26, 2018
EHMS Library**

4. Discuss and Deliberate the 2018-2019 Budget

Chairman Rose made a presentation that compared East Hampton Teacher Salaries to those of teachers in other towns in Connecticut. His research (using websites including but not limited to: conncan.org, edsight.ct.gov, and ctschoolfinance.org) showed that, in some categories, East Hampton Teachers ranked among the highest paid in Connecticut. *See attached presentation for full detail.* Throughout the presentation, Chairman Rose fielded questions from the public in regard to statistical measures used. Mr. Rose closed his presentation by stating that the current growth projections are not sustainable for East Hampton Residents.

Discussion continued with each Board Member providing a brief comment on where they each stood with Democratic members interested in moving both budgets forward with minimal to no cuts and Republican members speaking to the need to balance the budgets, have budgets that are sustainable and seeking input from the public on "real solutions" on increasing revenue.

Budgets were then discussed by discussing particular line items including but not limited to:

Capital Plan

- School Safety
- Seamster Park Playscape
- Sidewalk Maintenance
- Police Vehicles

General Government Operating

- Library Staff Salaries

Education

- Overall Percentage Increase Being Requested

Suggesting that Board members continue to consider the budgets, Chairman Rose closed the discussion

5. Public Remarks on the 2018-2019 Budget

The following residents spoke in opposition to the information presented by Chairman Rose and in support of EH Teacher's current contract with similar contracts to follow:

1. **Tania Sones:** 17 Curry Lane
2. **Bob Hein:** 19 Birchwood Road
3. **Ines Venetianer:** 17 Berkshire Drive

**TOWN OF EAST HAMPTON
EAST HAMPTON, CT 06424
BOARD OF FINANCE
PUBLIC HEARING
Monday, March 26, 2018
EHMS Library**

The following resident spoke in favor of the Board reconsidering items in the General Government Budget:

4. **Mary Ann Dostaler: 56 William Drive:** While also opposed to the information Chairman Rose presented, Ms. Dostaler asked the Board to consider reducing or cutting the Middle Haddam Library donation in order to shift that money to the East Hampton Public Library.

6. Adjournment:

The motion to adjourn made by Dr. Brown was seconded by Ms. Jiantonio.

Vote: 7-0. Motion Passed. Meeting adjourned at 8:45 pm.


Respectfully submitted,

Renee Bafumi
Recording Secretary

Board of Finance

Public Hearing

Prepared by Michael J. Rose



East Hampton vs. Glastonbury

Resident Data

East Hampton	Glastonbury	
\$248,000	median home value	\$319,600
\$39,497	per capita median income	\$58,455
\$86,462	median household income	\$109,018
12,900	number of residents	34,661*
\$14,971	PPE	\$16,085

<http://www.glastonbury-ct.gov/home/showdocument?id=17086>

Teacher Salaries

How do we compare? For masters level, we are the fourth highest in the State for salaries:

<https://www.teachercontracts.conncan.org/find-compare?nid=142+159+232+242+104>

	EAST HAMPTON <small>(more info)</small>	FAIRFIELD <small>(more info)</small>	State Averages <small>(more info)</small>
BACHELOR'S DEGREE			
Minimum salary	\$48,963	\$46,230 (more info)	\$44,694
Mid-scale salary	\$65,670	\$61,494	\$56,756
Maximum salary	\$72,416	\$76,984	\$70,796
MASTER'S DEGREE			
Minimum salary	\$57,687	\$50,853	\$48,266
Mid-scale salary	\$77,389	\$66,735	\$63,838
Maximum salary	\$85,344	\$94,880	\$83,194
5TH YEAR DEGREE			
Minimum salary	\$61,002	\$55,474	\$51,582
Mid-scale salary	\$81,880	\$71,503	\$68,059
Maximum salary	\$90,307	\$102,888	\$88,388
DOCTORATE DEGREE			
Minimum salary	\$61,002 (more info)	\$60,097	\$54,072
Mid-scale salary	\$81,880	\$76,269	\$70,868
Maximum salary	\$90,307	\$110,894	\$91,199

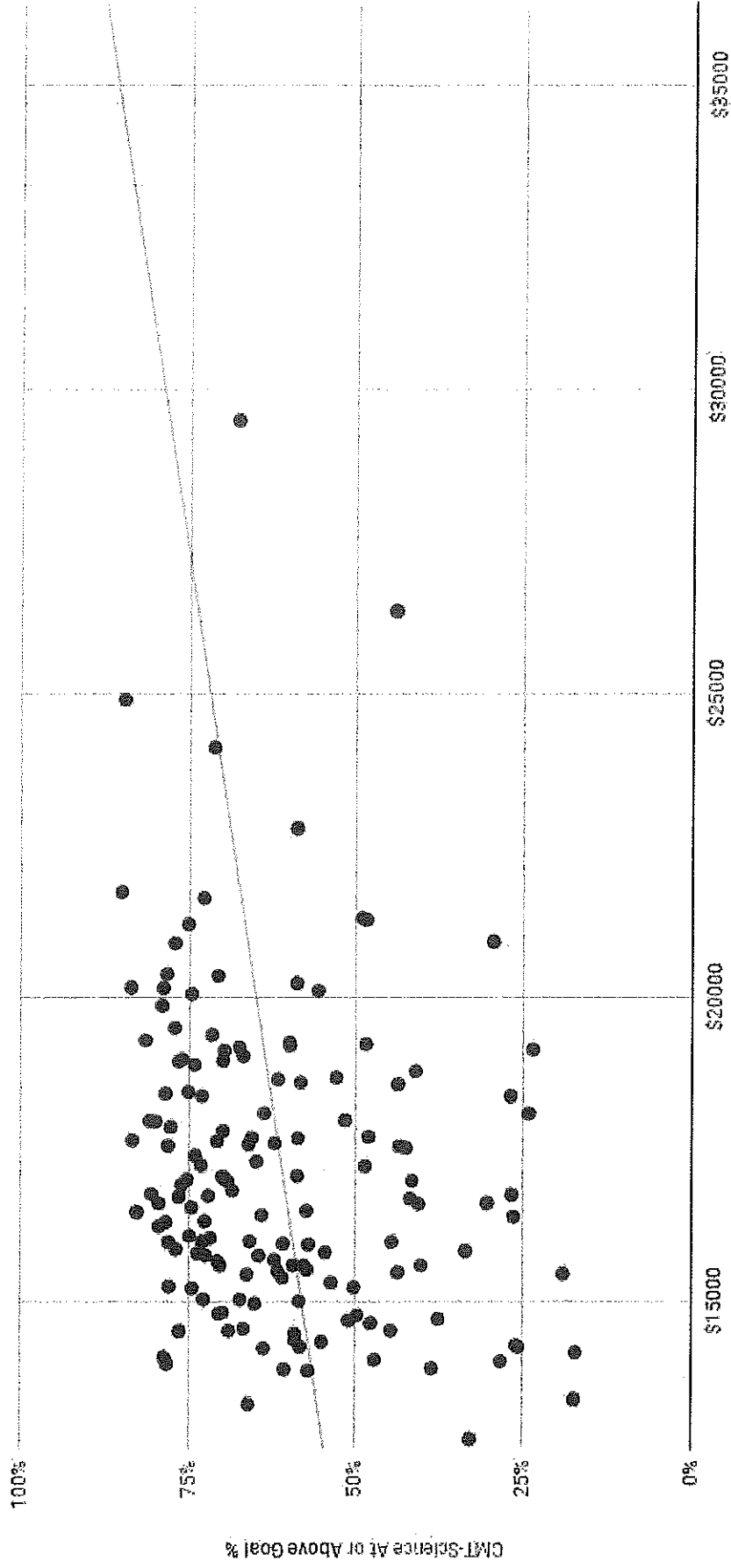
	EAST HAMPTON <small>(more info)</small>	FARMINGTON <small>(more info)</small>	State Averages <small>(more info)</small>
BACHELOR'S DEGREE			
Minimum salary	\$48,963	\$46,393 (more info)	\$44,694
Mid-scale salary	\$65,670	\$54,181 (more info)	\$56,756
Maximum salary	\$72,416	\$69,381	\$70,796
MASTER'S DEGREE			
Minimum salary	\$57,687	\$50,095 (more info)	\$48,266
Mid-scale salary	\$77,389	\$68,745	\$63,838
Maximum salary	\$85,344	\$89,265	\$83,194
6TH YEAR DEGREE			
Minimum salary	\$61,002	\$53,880 (more info)	\$51,582
Mid-scale salary	\$81,880	\$74,140	\$68,059
Maximum salary	\$90,307	\$94,939	\$88,388
DOCTORATE DEGREE			
Minimum salary	\$61,002 (more info)	\$55,880 (more info)	\$54,072
Mid-scale salary	\$81,880	\$76,140	\$70,868
Maximum salary	\$90,307	\$96,939	\$91,199

	DARIEN <small>(more info)</small>	EAST HAMPTON <small>(more info)</small>	State Averages <small>(more info)</small>
BACHELOR'S DEGREE			
Minimum salary	\$45,334	\$48,963	\$44,694
Mid-scale salary	\$52,525 (more info)	\$65,670	\$56,756
Maximum salary	\$64,685	\$72,416	\$70,796
MASTER'S DEGREE			
Minimum salary	\$51,764	\$57,687	\$48,266
Mid-scale salary	\$63,458	\$77,389	\$63,838
Maximum salary	\$103,586	\$85,344	\$83,194
6TH YEAR DEGREE			
Minimum salary	\$55,606 (more info)	\$61,002	\$51,582
Mid-scale salary	\$67,228	\$81,880	\$66,059
Maximum salary	\$106,748	\$90,307	\$88,388
DOCTORATE DEGREE			
Minimum salary	\$64,114	\$61,002 (more info)	\$54,072
Mid-scale salary	\$76,034	\$81,880	\$70,868
Maximum salary	\$114,311	\$90,307	\$91,199

Correlation: The Statistical Method of Proving Relationships

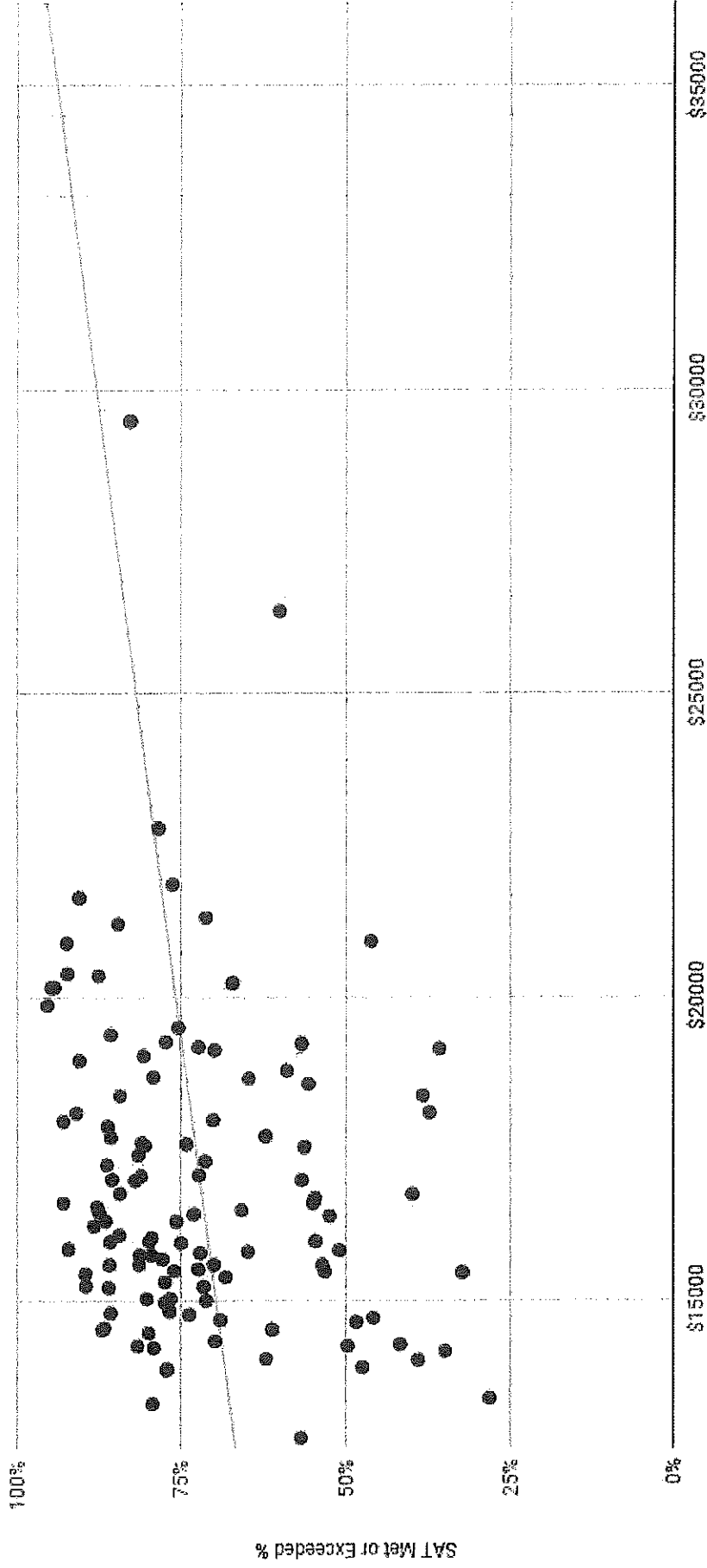
- There is no statistically significant correlation between per-pupil expenditures and testing outcomes.

Correlation of Per-Pupil Expenditures, CMT-Science At or Above Goal % $r=0.21$



<http://ed.sight.ct.gov> and
<http://cts.schoolfinance.org/spending/per-student>

Correlation of Per Pupil Expenditures, SAT Met or Exceeded % $r=0.19$

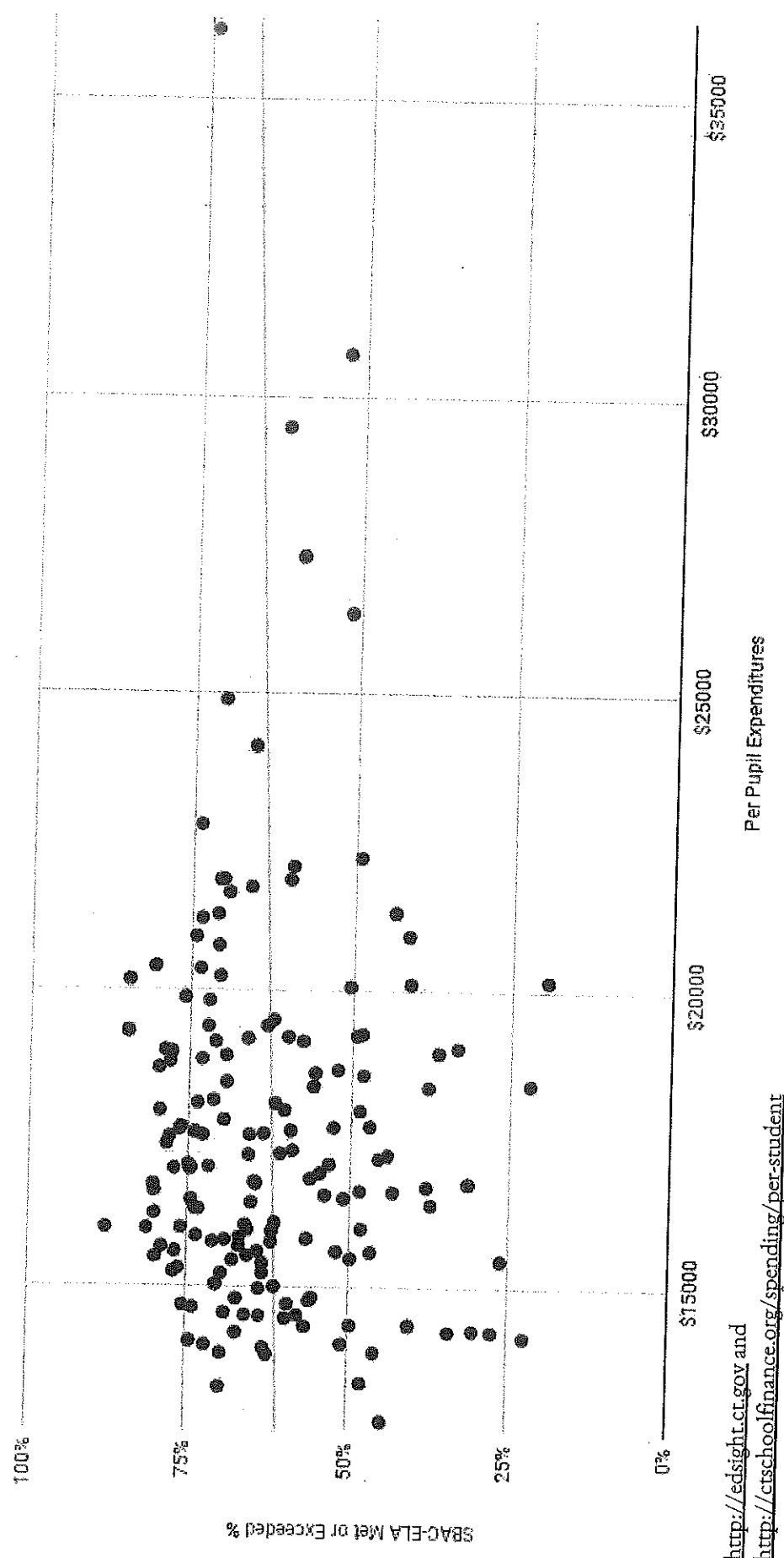


<http://edsight.ct.gov> and

<http://ctschoolfinance.org/spending/per-student>

Per Pupil Expenditures

Correlation of Per Pupil Expenditures; SBAC-ELA Met or Exceeded % $r=0.07$

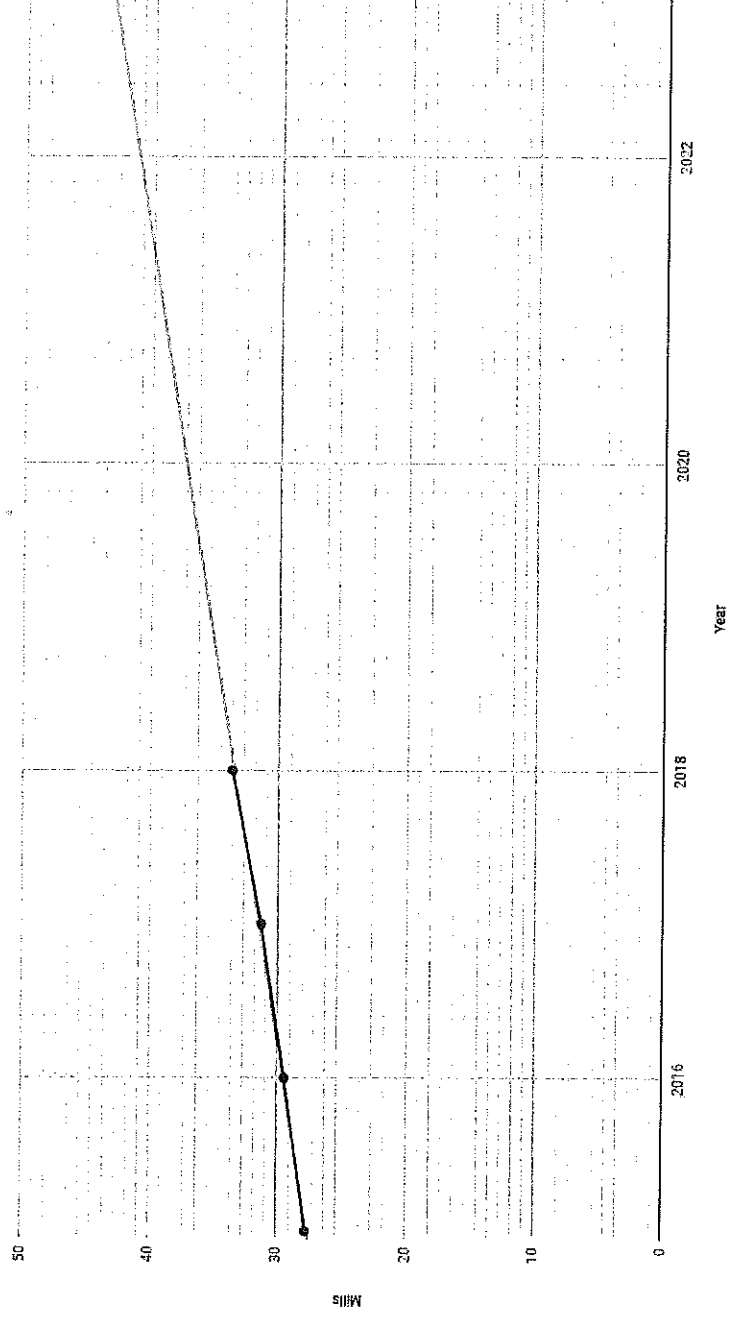


Problem:

1. 316 individuals unemployed in East Hampton.
2. 1101 veterans.
3. 1300 - 1800 Seniors on fixed incomes. Fixed incomes do not rise 7.3%.
4. Approximately 600 widows/widowers on single income.
5. Property tax not tied to ability to pay.
6. Growth in Government Not Sustainable.

Growth in the Mill Rate: 21% Since 2015

Current Regression Trend of East Hampton Mill Rate (Not Including Town Hall)



2023 Projected:
44.5 mills

Comparative Mill Rates

- For a list of all mill rates, see <http://www.ct.gov/opm/cwp/view.asp?a=2987&q=385976>

Andover	32.5
Colebrook	30.9
Hartland	26.5
New Hartford	30.276
Portland	32.98
Westbrook	24.37
East Hampton	31.32

Challenges & Concerns

- Tax Foreclosure - lost homes for those unable to pay
- Increase in Mill Rate for Town Hall
- Water?
- Public Safety - DOJ recommendations for law enforcement (20)
- Shift in Teacher Pension Costs?
- Decrease in ECF

Conclusion

The status quo is unsustainable, and changing course, while painful, is the only prudent option to prepare for the future:

- reduce the rate of growth in teacher/administrator contracts;
- contain health/energy costs
- economize in light of new realities
- work in concerted partnership with BOF on budgets (TriBoards)

Safeguarding Our Financial Future

The choice is not between funding education and defunding education; the choice is between stretching our limited dollars to continue excellence in education or raising the cost of living to such an extent East Hampton is no longer affordable to those of modest means.
